

Mechanical pressure measuring instruments



 Part of your business

Contents

WIKA product lines	3
Pressure gauges for relative pressure, Bourdon tube	4
Pressure gauges for relative pressure, precision	7
Pressure gauges for relative pressure, diaphragm	8
Pressure gauges for relative pressure, capsule	9
Pressure gauges for differential pressure	10
Pressure gauges for absolute pressure	12
Accessories	13
Possibilities for combination with diaphragm seals	14
Special instrument designs	15
Mechatronic pressure measuring instruments	16
Technical information	17
WIKA worldwide	20



Fully automatic production of measuring instruments



The modern high-bay warehouse ensures efficient logistics

Ability to meet any challenge

Our knowledge for your success

In the course of the last six decades the name WIKA has become a symbol for sophisticated solutions in the field of pressure and temperature measurement.

Our ever increasing ability is the basis for implementation of innovative technologies in the form of reliable products and efficient system solutions.

We owe our leading position in the world market to the consistent dedication towards premium quality, to which, today, 7,900 employees of the WIKA group of companies are committed. More than 500 experienced sales representatives provide competent and individual advice and support for our customers from the beginning. Everywhere and anytime.

Certified quality

The WIKA quality assurance management system has been certified in accordance with ISO 9001 since 1994. The quality and safety standards of our company meet the standard systems of several countries.

Made by WIKA

The development and high-tech production in our owned modern production facilities (Germany, Brazil, Canada, China, India, Italy, Poland, South Africa, Switzerland and USA) is the best warranty for our flexibility.

Whether SMD automatic insertion machines, CNC automatic machining centres, welding robots, laser welding, sputterers, thermotransfer printing or thin film production - we exploit all possibilities to achieve above-average results. And the end result: More than 50 million quality products are delivered year in, year out, in more than 100 countries. Worldwide, approximately 600 million WIKA measuring instruments are in use.



DKD/DAkkS accredited calibration laboratories for pressure and temperature

WIKA product lines

The WIKA programme covers the following product lines for various fields of application.

Electronic pressure measurement

WIKA offers a complete range of electronic pressure measuring instruments: pressure sensors, pressure switches, pressure transmitters and process transmitters for the measurement of gauge, absolute and differential pressure. Our pressure measuring instruments are available in the measuring ranges 0 ... 0.6 mbar to 0 ... 15,000 bar. These instruments come supplied with standardised current or voltage output signals (also intrinsically safe per ATEX or with flameproof enclosure), interfaces and protocols for various field buses. Whether ceramic thick film, metal thin film or piezo-resistive, WIKA is the leading manufacturer worldwide that develops and produces the full range of today's leading sensor technologies.

Mechatronic pressure measurement

As a result of the almost unlimited options for different combinations of mechanical and electrical connections, an extraordinary range of instrument variants is possible. Various digital and analogue output signals are also available for these measuring instruments.

For our measuring instruments we use latest sensors, tested in automotive applications millions of times over. They work without any kind of mechanical contact, consequently they are wear-resistant, and there's absolutely no influence on the mechanics.

Mechanical pressure measurement

Indicating pressure gauges for gauge, absolute and differential pressure with Bourdon tube, diaphragm or capsule pressure elements have been tested millions of times over. These instruments cover scale ranges from 0 ... 0.5 mbar to 0 ... 7,000 bar and indication accuracies of up to 0.1 %.

Diaphragm seals

WIKA diaphragm seals, mounted with pressure gauges, pressure transducers, pressure transmitters etc., are recognised and valued internationally for the most difficult of measuring tasks. The measuring instruments can therefore be used at extreme temperatures (-130 ... +400 °C), and with aggressive, corrosive, heterogeneous, abrasive, highly viscous or toxic media. The optimal diaphragm seal designs, materials and filling media are available for each application.

Electrical temperature measurement

Our range of products includes thermocouples, resistance thermometers (also with on-site display), temperature switches as well as analogue and digital temperature transmitters for all industrial applications. Measuring ranges from -200 ... +1,600 °C are covered.

Mechatronic temperature measurement

As a result of the integration of switch contacts and output signals into our mechanical temperature measuring instruments, we can offer a wide variety of combined instruments. With switch contacts the pointer position triggers a change-over. Electrical output signals are realised via an additional, independent sensor circuit (resistance thermometer or thermocouple).

Mechanical temperature measurement

The mechanical temperature measuring instruments work on the bimetal, expansion or gas actuation principle and cover scale ranges from -200 ... +700 °C. All thermometers are suited for operation in a thermowell if necessary.

Level measurement

WIKA has a comprehensive range of level measuring instruments available for temperatures up to 450 °C, specific gravity from 400 kg/m³ and pressure ranges up to 420 bar. This includes standard instruments and customised products.

Primary flow measurement

Orifice plates, meter runs, flow nozzles, Venturi tubes and pitot tubes are part of our portfolio of primary flow elements and restriction orifices. The wide range of our products is able to cover the majority of industrial applications. Customised solutions can be developed to meet your special needs.

Calibration technology

WIKA offers a broad product range of calibration instruments for the physical units of measurement for pressure and temperature, and for electrical measurands. Numerous patents ensure unmatched performance from many of our calibration instruments. The range of services covers the calibration of pressure and temperature measuring instruments in our accredited DKD/DAkkS calibration laboratories and a mobile service to calibrate your instruments on site.

Pressure gauges for relative pressure

Bourdon tube pressure gauges for general applications

These pressure gauges are suitable for liquid and gaseous media, so long as they are not highly viscous or crystallising and do not attack copper alloy parts. The scale ranges cover pressures from 0.6 ... 1,000 bar.

These instruments are manufactured to EN 837-1 (Bourdon tube pressure gauges; dimensions, metrology, requirements and testing).

For measuring points with high dynamic loads, such as fast load cycles or vibrations, a liquid-filled design should be used.

111.10

Standard version



Nominal size:	40, 50, 63, 80, 100, 160 mm
Scale range:	0 ... 0.6 to 0 ... 400 bar (max. 40 bar with 160 mm)
Accuracy class:	2.5
Data sheet:	PM 01.01

111.11

Welding gauge per ISO 5171



Nominal size:	40, 50, 63, 80, 100, 160 mm
Scale range:	0 ... 0.6 to 0 ... 400 bar
Accuracy class:	2.5
Data sheet:	PM 01.03

111.12

Standard version, back mount



Nominal size:	27, 40, 50, 63, 80, 100 mm
Scale range:	0 ... 0.6 to 0 ... 400 bar
Accuracy class:	2.5, 4.0 (NS 27)
Data sheet:	PM 01.09, PM 01.17 (NS 27)

111.16, 111.26

Panel mounting series, with/without spring clips



Nominal size:	40, 50, 63 mm, model 111.26 also 80 mm
Scale range:	0 ... 0.6 to 0 ... 400 bar
Accuracy class:	2.5
Data sheet:	PM 01.10, PM 01.15

116.15

Direct drive version



Nominal size:	36, 41 mm
Scale range:	0 ... 160 to 0 ... 400 bar
Accuracy class:	2.5
Data sheet:	PM 01.16

113.13

Plastic case, with liquid filling



Nominal size:	40, 50, 63 mm
Scale range:	0 ... 1.0 to 0 ... 400 bar
Accuracy class:	2.5
Ingress protection:	IP 65
Data sheet:	PM 01.04

113.53

Standard version,
with liquid filling



Nominal size:	40, 80, 100 mm
Scale range:	0 ... 1.0 to 0 ... 400 bar
Accuracy class:	1.6 (NS 80, 100), 2.5 (NS 40)
Ingress protection:	IP 65
Data sheet:	PM 01.08

212.20

Industrial series



Nominal size:	100, 160 mm
Scale range:	0 ... 0.6 to 0 ... 600 bar
Accuracy class:	1.0
Data sheet:	PM 02.01

213.40

Forged brass case,
with liquid filling



Nominal size:	63, 80, 100 mm
Scale range:	0 ... 0.6 to 0 ... 1,000 bar
Accuracy class:	1.0 (NS 100), 1.6 (NS 63 and 80)
Ingress protection:	IP 65
Data sheet:	PM 02.06

213.53

Stainless steel case,
with liquid filling



Nominal size:	50, 63, 100 mm
Scale range:	■ NS 50: 0 ... 1 to 0 ... 400 bar ■ NS 63, 100: 0 ... 0.6 to 0 ... 1,000 bar
Accuracy class:	1.0 (NS 100), 1.6 (NS 50, 63)
Ingress protection:	IP 65
Data sheet:	PM 02.12

214.11

Edgewise panel design,
for panel mounting



Nominal size:	144 x 72, 144 x 144, 96 x 96, 72 x 72
Scale range:	■ NS 144 x 72, 144 x 144, 96 x 96: 0 ... 0.6 to 0 ... 1,000 bar ■ NS 72 x 72: 0 ... 0.6 to 0 ... 400 bar
Accuracy class:	1.6, 1.0
Ingress protection:	IP 42
Data sheet:	PM 02.07

Pressure gauges for relative pressure

Bourdon tube pressure gauges with increased corrosion resistance

The application areas for these gauges, manufactured entirely in stainless steel, are gaseous and liquid aggressive media that are not highly viscous or crystallising, also in aggressive ambience. They are suitable for scale ranges from 0 ... 0.6 to 0 ... 7,000 bar.

Dependant upon the pressure range and the instrument type, overpressure safety of up to a maximum of 5 x full scale value is possible. To this point, the measuring accuracy is maintained. Liquid filling the case ensures a precise instrument display, even with high dynamic pressure loads and vibrations.

131.11

Stainless steel version, standard



Nominal size: 40, 50, 63 mm
Scale range: 0 ... 1 to 0 ... 1,000 bar
Accuracy class: 2.5
Data sheet: PM 01.05

222.30, 223.20

Safety version, stainless steel, high pressure



Nominal size: 160 mm
Scale range: 0 ... 2,000 to 0 ... 7,000 bar
Accuracy class: 1.0
Data sheet: PM 02.09

232.30, 233.30

Safety version, stainless steel



Nominal size: 63, 100, 160 mm
Scale range:
■ NS 63: 0 ... 1.0 to 0 ... 1,000 bar
■ NS 100: 0 ... 0.6 to 0 ... 1,000 bar
■ NS 160: 0 ... 0.6 to 0 ... 1,600 bar
Accuracy class: 1.0 (NS 100, 160), 1.6 (NS 63)
Ingress protection: IP 65
Data sheet: PM 02.04

232.50, 233.50

Stainless steel version



Nominal size: 63, 100, 160 mm
Scale range:
■ NS 63: 0 ... 1.0 to 0 ... 1,000 bar
■ NS 100: 0 ... 0.6 to 0 ... 1,000 bar
■ NS 160: 0 ... 0.6 to 0 ... 1,600 bar
Accuracy class: 1.0/1.6 (NS 63)
Ingress protection: IP 65
Data sheet: PM 02.02

Precision pressure gauges

These measuring instruments are used whenever there is a high requirement for accuracy in the measurement. Depending upon the instrument model, accuracies of 0.1, 0.25, or 0.6 of full scale value can be measured.

The pressure ranges cover from 0 ... 6 mbar to 0 ... 6,000 bar, and are suitable for calibration tasks. For each of the gauges specified here, a DKD/DAkkS certificate can be provided.

312.20

Test gauge series,
Ø 160 mm



Nominal size:	160 mm
Scale range:	0 ... 0.6 to 0 ... 600 bar
Accuracy class:	0.6
Ingress protection:	IP 54
Data sheet:	PM 03.01

332.50, 333.50

Test gauge series
Ø 160 mm



Nominal size:	160 mm
Scale range:	0 ... 0.6 to 0 ... 1,600 bar
Accuracy class:	0.6
Ingress protection:	IP 65
Data sheet:	PM 03.06

332.30, 333.30

Test gauge series,
safety version



Nominal size:	160 mm
Scale range:	0 ... 0.6 to 0 ... 1,600 bar
Accuracy class:	0.6
Ingress protection:	IP 65
Data sheet:	PM 03.05

342.11

Test gauge series,
class 0.1, Ø 250 mm



Nominal size:	250 mm
Scale range:	0 ... 1.0 to 0 ... 1,600 bar
Accuracy class:	0.1
Ingress protection:	IP 54
Data sheet:	PM 03.03

610.20, 630.20

Test gauge series,
for low pressures, Ø 160 mm



Nominal size:	160 mm
Scale range:	0 ... 10 to 0 ... 600 mbar
Accuracy class:	0.6
Ingress protection:	IP 54
Data sheet:	PM 06.09

612.11

Test gauge series,
for low pressures, Ø 250 mm



Nominal size:	250 mm
Scale range:	0 ... 6 to 0 ... 400 mbar
Accuracy class:	0.1/0.25
Ingress protection:	IP 54
Data sheet:	PM 06.04

Pressure gauges for relative pressure

Diaphragm pressure gauges for high overpressure safety

The application areas for these gauges with diaphragm pressure element are gaseous and liquid aggressive media. Instruments with open connecting flanges are even suitable for highly viscous and contaminated media, also in aggressive ambience.

Typical scale ranges are from 0 ... 16 mbar to 0 ... 40 bar.

Dependant upon the pressure range and the instrument model, overpressure safety of 3 x or 5 x full scale value is possible as standard.

For special designs, an overpressure safety of 10, 40, 100 or 400 bar is possible, with the measuring accuracy maintained. Liquid filling the case ensures a precise instrument display, even with high dynamic pressure loads and vibrations. Special wetted-parts materials are available as options.

422.12, 423.12

Industrial series,
grey cast iron case



Nominal size:	100, 160 mm
Scale range:	0 ... 16 mbar to 0 ... 40 bar
Accuracy class:	1.6
Ingress protection:	IP 54
Data sheet:	PM 04.02

432.50, 433.50

Stainless steel version



Nominal size:	100, 160 mm
Scale range:	0 ... 16 mbar to 0 ... 25 bar
Accuracy class:	1.6
Ingress protection:	IP 54
Data sheet:	PM 04.03

432.36, 432.56

Stainless steel version, high over-
pressure safety up to max. 400 bar



Nominal size:	100, 160 mm
Scale range:	0 ... 16 mbar to 0 ... 40 bar
Accuracy class:	1.6
Ingress protection:	IP 54
Data sheet:	PM 04.07

Capsule pressure gauges for very low pressures

These gauges are particularly suited to gaseous media. The scale ranges are between 0 ... 2.5 mbar and 0 ... 1,000 mbar in accuracy classes from 0.1 to 2.5.

Capsule pressure gauges consist of two circular, corrugated diaphragms, joined together around the edge with a pressure-tight seal. Overpressure protection is possible in certain cases.

These pressure measuring instruments are used mainly within medical, vacuum, environmental and laboratory technology for contents measurement and filter monitoring.

611.10

Standard version



Nominal size:	50, 63 mm
Scale range:	0 ... 25 to 0 ... 600 mbar
Accuracy class:	1.6
Ingress protection:	IP 54
Data sheet:	PM 06.01

611.13

swikap, plastic version



Nominal size:	50, 63 mm
Scale range:	0 ... 60 to 0 ... 600 mbar
Accuracy class:	2.5
Ingress protection:	IP 53
Data sheet:	PM 06.12

612.20

Industrial series



Nominal size:	63, 100, 160 mm
Scale range:	0 ... 6 to 0 ... 600 mbar
Accuracy class:	1.6
Ingress protection:	IP 54
Data sheet:	PM 06.02

614.11

Edgewise panel design, for panel mounting



Nominal size:	72 x 72, 96 x 96, 144 x 144, 144 x 72 mm
Scale range:	<ul style="list-style-type: none"> ■ NS 72 x 72: 0 ... 25 to 0 ... 600 mbar ■ NS 96 x 96: 0 ... 10 to 0 ... 600 mbar ■ NS 144 x 144: 0 ... 6 to 0 ... 600 mbar ■ NS 144 x 72: 0 ... 4 to 0 ... 600 mbar
Accuracy class:	1.6
Data sheet:	PM 06.05

632.50

Stainless steel version



Nominal size:	63, 100, 160 mm
Scale range:	<ul style="list-style-type: none"> ■ NS 63: 0 ... 40 to 0 ... 600 mbar ■ NS 100: 0 ... 16 to 0 ... 600 mbar ■ NS 160: 0 ... 2.5 to 0 ... 600 mbar
Accuracy class:	1.6
Ingress protection:	IP 54
Data sheet:	PM 06.03

Pressure gauges for differential pressure

Differential pressure gauges work with a wide range of pressure elements. With this variety, measuring ranges from 0 ... 0.5 mbar to 0 ... 1,000 bar and static overlay pressures up to 400 bar are possible.

These differential pressure gauges are used to monitor

- the pollution degree in filter systems
- the level in closed tanks
- the overpressure in clean rooms
- the flow of gaseous and liquid media
- and they control pumping plants

A2G-10

For low pressures in ventilation applications



air2guide

Nominal size:	110 mm
Scale range:	0 ... 50 to 0 ... 12,500 Pa
Accuracy class:	± 3 %
Ingress protection:	IP 54
Data sheet:	PM 07.40

700.01

Compact design, magnetic piston and compression spring



Ex PG

Nominal size:	80 mm
Scale range:	0 ... 400 mbar to 0 ... 10 bar
Accuracy class:	± 3 % with increasing differential pressure
Ingress protection:	IP 54
Data sheet:	PM 07.14

700.02

Magnetic piston and compression spring with separating diaphragm



Ex PG

Nominal size:	80 mm
Scale range:	0 ... 160 mbar to 0 ... 2.5 bar
Accuracy class:	± 5 % with increasing differential pressure
Ingress protection:	IP 54
Data sheet:	PM 07.14

711.12

Bourdon tube, with parallel entry



PG

Nominal size:	100, 160 mm
Scale range:	0 ... 0.6 to 0 ... 1,000 bar
Accuracy class:	1.6
Ingress protection:	IP 33
Data sheet:	PM 07.02

716.11

Capsule, with parallel entry, for low pressures



PG

Nominal size:	63, 100, 160 mm
Scale range:	<ul style="list-style-type: none"> ■ NS 63: 0 ... 16 to 0 ... 400 mbar ■ NS 100: 0 ... 6 to 0 ... 250 mbar ■ NS 160: 0 ... 4 to 0 ... 250 mbar
Accuracy class:	1.6
Ingress protection:	IP 54
Data sheet:	PM 07.07

DPG40

DELTA-plus, with integrated working pressure indication



Nominal size:	100 mm
Scale range:	0 ... 0.25 to 0 ... 10 bar
Accuracy class:	2.5
Ingress protection:	IP 54
	IP 65 (optional)
Data sheet:	PM 07.20

732.14

Stainless steel version, high over-pressure safety up to max. 400 bar



Nominal size:	100, 160 mm
Scale range:	<ul style="list-style-type: none"> 0 ... 60 to 0 ... 250 mbar (measuring cell DN 140) 0 ... 0.25 to 0 ... 40 bar (measuring cell DN 2)
Accuracy class:	1.6
Ingress protection:	IP 54
Data sheet:	PM 07.13

732.51

Stainless steel version, all-metal media chamber



Nominal size:	100, 160 mm
Scale range:	0 ... 16 mbar to 0 ... 25 bar
Accuracy class:	1.6
Ingress protection:	IP 54
Data sheet:	PM 07.05

732.15

Cryo gauge, stainless steel version



Nominal size:	100, 160 mm
Scale range:	0 ... 40 to 0 ... 4,000 mbar
Accuracy class:	1.0 ... 2.5
Ingress protection:	IP 65
Data sheet:	PM 07.29, PM 07.30

712.15

Cryo gauge, Cu-alloy



Nominal size:	100, 160 mm
Scale range:	0 ... 40 to 0 ... 4,000 mbar
Accuracy class:	1.0 ... 2.5
Ingress protection:	IP 65
Data sheet:	PM 07.29, PM 07.30

Pressure gauges for absolute pressure

Absolute pressure gauges are used when measured pressures are independent of the natural fluctuations in atmospheric pressure. The pressure of the measured media is determined against a reference pressure, which corresponds to the absolute pressure zero point. For this, the reference chamber is completely evacuated, so that there is a near-perfect vacuum in it.

The scale ranges are between 0 ... 25 mbar absolute and 0 ... 25 bar absolute, with accuracy classes of 0.6 to 2.5. Applications for these high-precision measuring instruments are, for example, monitoring of vacuum pumps and vacuum packing machines. They are also used in laboratories, in order to monitor condensation pressures or to determine the vapour pressure of liquids.

532.5x

Stainless steel version for gases and liquids



Nominal size:	100, 160 mm
Scale range:	0 ... 25 mbar to 0 ... 25 bar abs high overpressure safety
Accuracy class:	0.6 ... 2.5
Ingress protection:	IP 54
Data sheet:	PM 05.02



Accessories

910.80

Monoflange



Application: For pressure gauge isolation
Data sheet: AC 09.17

910.10, 910.11, 910.18


Stopcocks and shut-off valves



Application: For pressure gauge isolation
Data sheet: AC 09.01, AC 09.02, AC 09.18

910.25

Pressure compensating valve for differential pressure gauges



Application: For isolating, pressure compensating as well as purging and venting differential pressure gauges
Data sheet: AC 09.11

910.15


Syphon



Application: For the protection of pressure gauges from excessive pulsation and heat
Data sheet: AC 09.06

910.12, 910.13

Snubbers and overpressure protectors



Application: For the protection of pressure gauges from pressure surges and pulsations or overpressures
Data sheet: AC 09.03, AC 09.04

910.14, 910.17

Adapters and sealings



Application: For mounting pressure gauges and for sealing the connections
Data sheet: AC 09.05, AC 09.08

910.16

Instrument mounting bracket



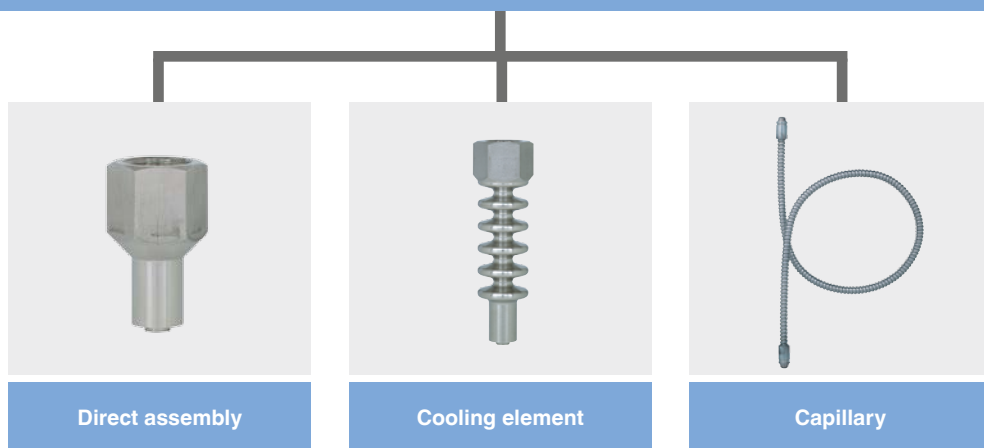
Application: For mounting pressure gauges
Data sheet: AC 09.07

Possibilities for combination and assembly

Assembly of the diaphragm seal and measuring instrument may be made via a rigid direct connection or a flexible capillary. The “rigid” assembly is made by a direct threaded connection or by welding the measuring instruments to the diaphragm seal or via an adapter. For high temperatures a cooling element can be fitted between seal and instrument.



Mechanical pressure measuring instruments



Diaphragm seals
with threaded connection



Diaphragm seals with flange connection



Diaphragm seals with sterile connection

The configuration of the combination of pressure measuring instruments and diaphragm seals depends, among other things, on the application conditions in which the assembly must work.

Please do not hesitate to ask us for advice regarding the selection of suitable diaphragm seals and the best configuration for your specific application.

The right solution

Your design

We deliver our measuring instruments just as you require. Cases and dials, scales, cables, sealings and much more can be manufactured with your logo or to the design you wish. We can also provide you with complete technical documentation in your design, with your model designation and corresponding packaging.



Scale 1:1

Miniaturisation solves installation problems

The trend for miniaturisation demands intelligent solutions. The use of small gauges, e.g. in nominal sizes between 23 mm and 27 mm, makes installation possible in plants with minimal available space. Precise instrument read-out is nevertheless ensured.

These measuring instruments are used, for example, in pneumatics, in medical engineering and in machine building.

Special applications

For pure media

These pressure gauges are used for the highest demands of purity within the process medium.

Particular application areas are the semiconductor and electronics industries, medical engineering and bio, genetic and pharmaceutical technology.

For level measurement in cryotechnology

Differential and working pressure are measured centrally in a single instrument. With only 4 different measuring cells, from 0 ... 80 mbar to 0 ... 2,300 mbar, all usual tank sizes are covered. Scaleable measuring ranges (turndown to max. 1 : 3.5). Optionally with transmitter for differential pressure indication and/or working pressure indication.



Mechatronic pressure measuring instruments

Nearly all mechanical WIKA pressure measuring instruments can be fitted with electrical switch contacts or transmitters. In addition we also offer you a wide variety of high quality pressure switches.

You can find these instruments in the WIKA product review "Mechatronic pressure measuring instruments".



Pressure gauges with electrical output signal

intelliGAUGE®



Pressure gauges with switch contacts

switchGAUGE



Measuring principles of mechanical pressure measuring instruments

Mechanical pressure measuring instruments are produced with Bourdon tube, diaphragm, capsule and corrugated tube pressure elements and are accordingly different. The pressure elements are made of copper alloys, alloyed steels or produced in special materials for specific measuring applications. Pressures are only measurable in conjunction with a reference pressure. The atmospheric pressure serves as reference pressure. The pressure gauge shows how much the measured pressure is higher or lower in relation to the given atmospheric pressure (overpressure measuring instrument).

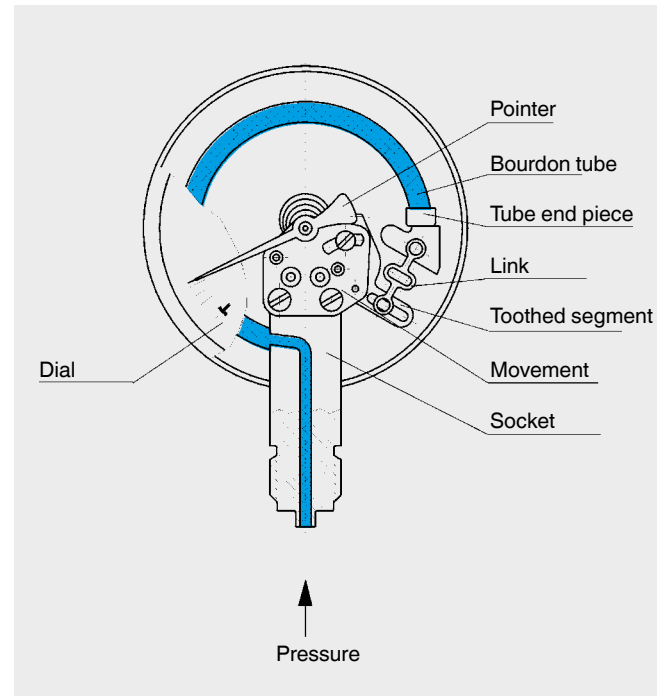
The pressure is shown in standard scale ranges on the dial by the pointer. Liquid-filled pressure gauges offer optimal protection against destruction by high dynamic pressure loads or vibrations as a result of their damping. Switching operations can be carried out when combined with switch contacts and electrical output signals (for example 4 ... 20 mA) can be used for industrial process automation in combination with transmitters.

1. Bourdon tube pressure gauges

Bourdon tubes are radially-formed tubes with an oval cross-section. The pressure of the media acts on the inside of this tube. The end of the tube which is not fixed moves, this movement being a measurement for the pressure. This movement is indicated by a pointer.

The circular-shaped tubes, bent at an angle of approx. 250°, are used for pressures up to approx. 60 bar. Used for higher pressures are tubes with a number of superimposed coils of the same diameter (helical tubes) or spiral coils at one level (spiral tubes).

Bourdon tubes can only be protected against overload to a limited extent. For particularly difficult measuring operations the pressure gauge can be provided upstream with a diaphragm seal as separation or protection system. The scale ranges are between 0 ... 0.6 bar and 0 ... 7,000 bar with an indication accuracy (accuracy class) from 0.1 to 4.0.



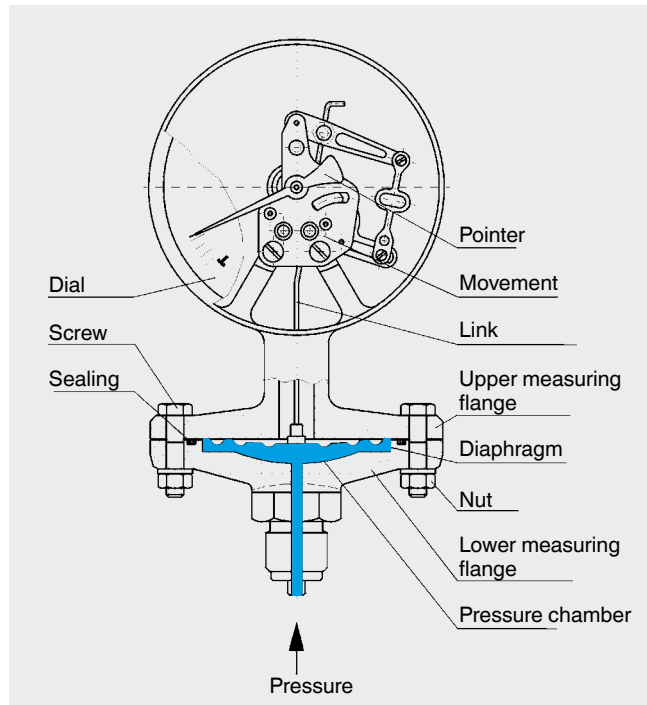
2. Diaphragm pressure gauges

Diaphragm elements are circular-shaped, corrugated membranes. They are either clamped around the rim between two flanges or welded and subject to the pressure of the media acting on one side. The deflection caused in this way is used as a measurement for pressure and is indicated by means of a movement.

Compared with Bourdon tubes the diaphragm elements have a relatively high activating force. Due to the annular clamping of the element they are less sensitive to vibration.

The diaphragm element can be subject to higher overload through load take-up points (by bringing the diaphragm element up against the upper flange). Moreover, the measuring instrument can also be protected against extremely corrosive media by coating with special material or covering with foil. Wide connection ports, open connecting flanges and purging plugs can be integrated for measuring highly viscous, contaminated or crystallising media.

The scale ranges are between 0 ... 16 mbar and 0 ... 40 bar in the accuracy classes from 0.6 to 2.5.



3. Capsule pressure gauges

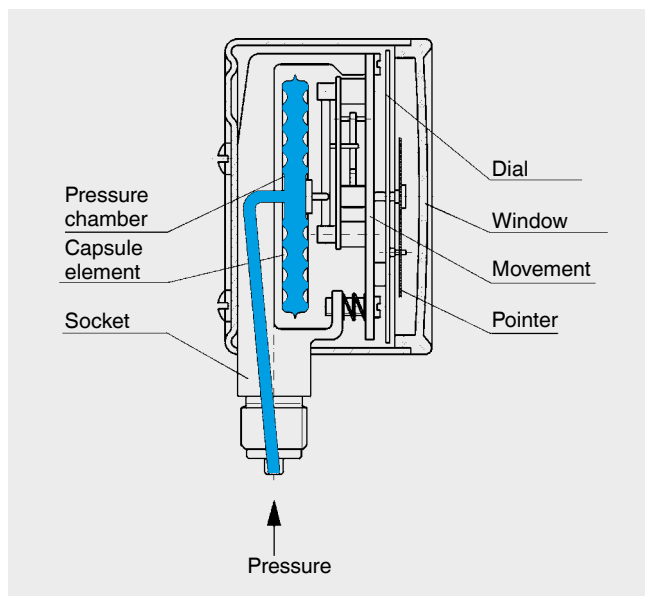
The capsule element comprises two circular-shaped, corrugated diaphragms, joined together around the rim with a pressure-tight seal.

The pressure acts on the inside of this capsule and the generated stroke movement is indicated by means of a movement as a measurement of pressure.

Capsule pressure gauges are especially suitable for gaseous media and relatively low pressures. Overpressure protection is possible within certain limits.

The activating force is increased if a number of capsule elements are connected mechanically in series (a so-called capsule element "package").

The scale ranges are between 0 ... 2.5 mbar and 0 ... 0.6 bar in the accuracy classes from 0.1 to 2.5.



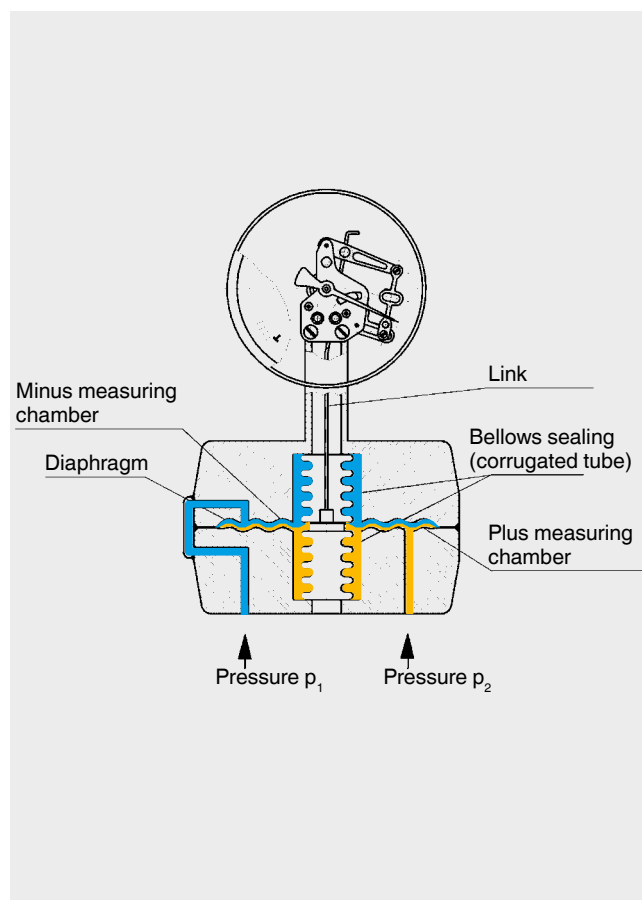
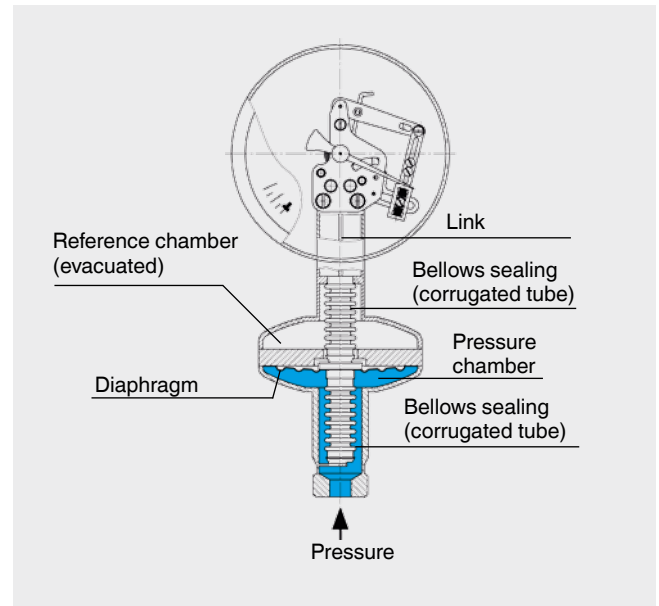
4. Pressure gauges for absolute pressure

These instruments are used when pressures are to be measured independent of the natural fluctuations in atmospheric pressure. As a general rule all the known forms of tubes and measuring principles can be applied.

The pressure of the media to be measured is determined against a reference pressure, which corresponds to the absolute pressure zero point. For this purpose an absolute vacuum is given as reference pressure in a reference chamber on the side of the pressure element not subject to pressure. This function is achieved by sealing off the appropriate measuring chamber or surrounding case.

The transmission of the pressure element's movement and the pressure indication follow in the same way as with the already described overpressure gauges.

The scale ranges are between 0 ... 16 mbar and 0 ... 25 bar in the accuracy classes from 0.6 to 2.5.



5. Pressure gauges for differential pressure

The difference between two pressures is determined directly and shown on the differential pressure gauge. Here again all of the tube forms and measuring principles known from overpressure gauges can be applied.

Two sealed media chambers are separated by the pressure element(s). If both working pressures are the same, the measuring element cannot make any movement and no pressure will be indicated. A differential pressure reading is only given when one of the pressures is either higher or lower.

Low differential pressures can be measured directly even in the case of high static pressures. Very high overpressure safety is achieved with diaphragm elements.

The permissible static pressure and the overpressure safety on the j and i side must be observed.

Transmission of the pressure element movement and pressure indication is the same as with the already described overpressure gauges in the majority of cases.

The scale ranges are between 0 ... 2.5 mbar and 0 ... 40 bar in the accuracy classes from 0.6 to 2.5.

Applications

- Filter technology (monitoring of filter pollution)
- Level measurement (in closed tanks)
- Flow measurement (pressure drop)

WIK A worldwide

Europe

Austria
WIK A Messgerätevertrieb
Ursula Wiegand GmbH & Co. KG
Perfektastr. 83
1230 Vienna
Tel. +43 1 8691631
Fax: +43 1 8691634
info@wika.at
www.wika.at

Belarus
WIK A Belrus
Ul. Zaharova 50B, Office 3H
220088 Minsk
Tel. +375 17 2945711
Fax: +375 17 2945711
info@wika.by
www.wika.by

Benelux
WIK A Benelux
Industrial estate De Berk
Newtonweg 12
6101 WX Echt
Tel. +31 475 535500
Fax: +31 475 535446
info@wika.nl
www.wika.nl

Bulgaria
WIK A Bulgaria EOOD
Akad.Ivan Geshov Blvd. 2E
Business Center Serdika, office 3/104
1330 Sofia
Tel. +359 2 82138-10
Fax: +359 2 82138-13
info@wika.bg
www.wika.bg

Croatia
WIK A Croatia d.o.o.
Hrastovicka 19
10250 Zagreb-Lucko
Tel. +385 1 6531-034
Fax: +385 1 6531-357
info@wika.hr
www.wika.hr

Finland
WIK A Finland Oy
Melkonkatu 24
00210 Helsinki
Tel. +358 9 682492-0
Fax: +358 9 682492-70
info@wika.fi
www.wika.fi

France
WIK A Instruments s.a.r.l.
Parc d'Affaires des Bellevues
8 rue Rosa Luxembourg
95610 Eragny-sur-Oise
Tel. +33 1 343084-84
Fax: +33 1 343084-94
info@wika.fr
www.wika.fr

Germany
WIK A Alexander Wiegand SE & Co. KG
Alexander-Wiegand-Str. 30
63911 Klingenberg
Tel. +49 9372 132-0
Fax: +49 9372 132-406
info@wika.de
www.wika.de

Italy
WIK A Italia S.r.l. & C. S.a.s.
Via G. Marconi 8
20020 Arese (Milano)
Tel. +39 02 93861-1
Fax: +39 02 93861-74
info@wika.it
www.wika.it

Poland
WIK A Polska spółka z ograniczoną
odpowiedzialnością sp. k.
Ul. Legska 29/35
87-800 Wloclawek
Tel. +48 54 230110-0
Fax: +48 54 230110-1
info@wikapolska.pl
www.wikapolska.pl

Romania
WIK A Instruments Romania S.R.L.
050897 Bucuresti
Calea Rahovei Nr. 266-268
Corp 61, Etaj 1
Tel. +40 21 4048327
Fax: +40 21 4563137
m.anghel@wika.ro
www.wika.ro

Russia
ZAO WIK A MERA
Wjatskaya Str. 27, Building 17
Office 205/206
127015 Moscow
Tel. +7 495-648018-0
Fax: +7 495-648018-1
info@wika.ru
www.wika.ru

Serbia
WIK A Merna Tehnika d.o.o.
Sime Solaje 15
11060 Beograd
Tel. +381 11 2763722
Fax: +381 11 753674
info@wika.rs
www.wika.rs

Spain
Instrumentos WIK A S.A.U.
C/Josep Carner, 11-17
08205 Sabadell Barcelona
Tel. +34 933 9386-30
Fax: +34 933 9386-66
info@wika.es
www.wika.es

Switzerland
MANOMETER AG
Industriestrasse 11
6285 Hitzkirch
Tel. +41 41 91972-72
Fax: +41 41 91972-73
info@manometer.ch
www.manometer.ch

Turkey
WIK A Instruments Istanbul
Basinc ve Sicaklik Ölçme Cihazlari
lth. lhr. ve Tic. Ltd. Sti.
Bayraktar Bulvarı No. 17
34775 Yukari Dudullu - Istanbul
Tel. +90 216 41590-66
Fax: +90 216 41590-97
info@wika.com.tr
www.wika.com.tr

Ukraine
TOV WIK A Prylad
M. Raskovoy Str. 11, A
PO 200
02660 Kyiv
Tel. +38 044 4968380
Fax: +38 044 4968380
info@wika.ua
www.wika.ua

United Kingdom
WIK A Instruments Ltd
Merstham, Redhill RH13LG
Tel. +44 1737 644-008
Fax: +44 1737 644-403
info@wika.co.uk
www.wika.co.uk

North America

Canada
WIK A Instruments Ltd.
Head Office
3103 Parsons Road
Edmonton, Alberta, T6N 1C8
Tel. +1 780 4637035
Fax: +1 780 4620017
info@wika.ca
www.wika.ca

USA
WIK A Instrument, LP
1000 Wiegand Boulevard
Lawrenceville, GA 30043
Tel. +1 770 5138200
Fax: +1 770 3385118
info@wika.com
www.wika.com

WIK A Process Solutions, LP
950 Hall Court
Deer Park, TX 77536
Tel. +1 713 47500-22
Fax: +1 713 47500-11
info@wikahouston.com
www.wika.com

Mensor Corporation
201 Barnes Drive
San Marcos, TX 78666
Tel. +1 512 396-4200
Fax: +1 512 396-1820
sales@mensor.com
www.mensor.com

Latin America

Argentina
WIK A Argentina S.A.
Gral. Lavalle 3568
(B1603AUH) Villa Martelli
Buenos Aires
Tel. +54 11 47301800
Fax: +54 11 47610050
info@wika.com.ar
www.wika.com.ar

Brazil
WIK A do Brasil Ind. e Com. Ltda.
Av. Ursula Wiegand, 03
CEP 18560-000 Iperó - SP
Tel. +55 15 34599700
Fax: +55 15 32661650
vendas@wika.de
www.wika.com.br

Chile
WIK A Chile S.p.A.
Av. Coronel Pereira 72
Oficina 101
Las Condes - Santiago de Chile
Tel. +56 2 365-1719
info@wika.cl
www.wika.cl

Colombia
Instrumentos WIK A Colombia S.A.S.
Dorado Plaza,
Avenida Calle 26 No. 85D - 55
Local 126 y 126 A
Bogotá - Colombia
Tel. +57 1 744 3455
info@wika.co
www.wika.co

Mexico
Instrumentos WIK A Mexico
S.A. de C.V.
Viena 20 Ofina 301
Col. Juarez, Del. Cuauhtemoc
06600 Mexico D.F.
Tel. +52 55 50205300
Fax: +52 55 50205300
ventas@wika.com
www.wika.com.mx

Asia

Azerbaijan
WIK A Azerbaijan LLC
Caspian Business Center
9th floor 40 J.Jabbarli str.
AZ1065 Baku
Tel. +994 12 49704-61
Fax: +994 12 49704-62
info@wika.az
www.wika.az

China
WIK A Instrumentation Suzhou Co., Ltd.
81, Ta Yuan Road, SND
Suzhou 215011
Tel. +86 512 8878 8000
Fax: +86 512 8809 2321
info@wika.cn
www.wika.com.cn

India
WIK A Instruments India Pvt. Ltd.
Village Kesnad, Wagholi
Pune - 412 207
Tel. +91 20 66293-200
Fax: +91 20 66293-325
sales@wika.co.in
www.wika.co.in

Iran
WIK A Instrumentation Pars Kish
(KFZ) Ltd.
Apt. 307, 3rd Floor
8-12 Vanak St., Vanak Sq., Tehran
Tel. +98 21 88206-596
Fax: +98 21 88206-623
info@wika.ir
www.wika.ir

Japan
WIK A Japan K. K.
MG Shibaura Bldg. 6F
1-8-4, Shibaura, Minato-ku
Tokyo 105-0023
Tel. +81 3 5439-6673
Fax: +81 3 5439-6674
info@wika.co.jp
www.wika.co.jp

Kazakhstan
TOO WIK A Kazakhstan
Raimbekstr. 169, 3rd floor
050050 Almaty
Tel. +7 727 2330848
Fax: +7 727 2789905
info@wika.kz
www.wika.kz

Korea
WIK A Korea Ltd.
#704 Daeryung Technotown II
33-33 Gasan Digital 1-Ro,
Geumcheon-gu
Seoul 153-771
Tel. +82 2 86905-05
Fax: +82 2 86905-25
info@wika.co.kr
www.wika.co.kr

Malaysia
WIK A Instrumentation M Sdn. Bhd.
No. 27 & 29 Jalan Puteri 5/20
Bandar Puteri Puchong
47100 Puchong, Selangor
Tel. +60 3 806310-80
Fax: +60 3 806310-70
info@wika.com.my
www.wika.com.my

Philippines
WIK A Instruments Philippines, Inc.
Unit 102 Skyway Twin Towers
351 Capt. Henry Javier St.
Bgy. Oranbo, Pasig City 1600
Tel. +63 2 234-1270
Fax: +63 2 695-9043
info@wika.com.ph
www.wika.com.ph

Singapore
WIK A Instrumentation Pte. Ltd.
13 Kian Teck Crescent
628878 Singapore
Tel. +65 6844 5506
Fax: +65 6844 5507
info@wika.com.sg
www.wika.com.sg

Taiwan
WIK A Instrumentation Taiwan Ltd.
Min-Tsu Road, Pinjen
32451 Taoyuan
Tel. +886 3 420 6052
Fax: +886 3 490 0080
info@wika.com.tw
www.wika.com.tw

Thailand
WIK A Instrumentation Corporation
(Thailand) Co., Ltd.
850/7 Ladkrabang Road, Ladkrabang
Bangkok 10520
Tel. +66 2 32668-73
Fax: +66 2 32668-74
info@wika.co.th
www.wika.co.th

Africa / Middle East

Egypt
WIK A Near East Ltd.
Villa No. 6, Mohamed Fahmy
Elmohdar St. - of Eltayaran St.
1st District - Nasr City - Cairo
Tel. +20 2 240 13130
Fax: +20 2 240 13113
info@wika.com.eg
www.wika.com.eg

Namibia
WIK A Instruments Namibia Pty Ltd.
P.O. Box 31263
Pionierspark
Windhoek
Tel. +26 4 61238811
Fax: +26 4 61233403
info@wika.com.na
www.wika.com.na

South Africa
WIK A Instruments Pty. Ltd.
Chilvers Street, Denver
Johannesburg, 2094
Tel. +27 11 62100-00
Fax: +27 11 62100-59
sales@wika.co.za
www.wika.co.za

United Arab Emirates
WIK A Middle East FZE
Warehouse No. RB08JB02
P.O. Box 17492
Jebel Ali, Dubai
Tel. +971 4 883-9090
Fax: +971 4 883-9198
info@wika.ae
www.wika.ae

Australia

Australia
WIK A Australia Pty. Ltd.
Unit K, 10-16 South Street
Rydalmere, NSW 2116
Tel. +61 2 88455222
Fax: +61 2 96844767
sales@wika.com.au
www.wika.com.au

New Zealand
WIK A Instruments Limited
Unit 7 / 49 Sainsbury Road
St Lukes - Auckland 1025
Tel. +64 9 8479020
Fax: +64 9 8465964
info@wika.co.nz
www.wika.co.nz

WIK A Alexander Wiegand SE & Co. KG

Alexander-Wiegand-Straße 30 · 63911 Klingenberg · Germany

Tel. +49 9372 132-0 · Fax +49 9372 132-406

info@wika.de · www.wika.de



Part of your business